

Congratulations!








You're a few steps away from staying connected
to emergency services



LET'S GET STARTED ▶

Freedom Alert Mini

Device Features

-  Built-in fall detection technology
-  Geofencing
-  Two-way voice communication
-  Call emergency services at the push of a button
-  GPS Location Services
-  Powered by 4G LTE Technology
-  Caregiver app with notifications



STATUS LIGHT CHART

 **SOLID RED:** Fully Charged

 **FLASHING RED:** Charging

 **SOLID BLUE:** Placing a Call

 **FLASHING BLUE:** Fall Detection is ON

 **NO LIGHT:** Fall detection is OFF or device requires charging

INCLUDED ACCESSORIES

-  Charging Base
-  Lanyard
-  Belt Clip

Setting Up a New Device

DEVICE ACTIVATION

If your device was purchased anywhere other than LogicMark.com, please call our dedicated customer support team at **1 (800) 519-2419**. They will assist you in activating your device and purchasing any necessary subscriptions.

SETTING UP A DEVICE

STEP 1: Plug the charging base into a power outlet.

STEP 2: Place your device into the charging base with the charging contacts touching inside the base. Freedom Alert Mini will say **“Your Device is Powering On”**. It will then say **“Your Device is Ready”** when charged.

STEP 3: Charge Freedom Alert Mini fully.

STEP 4: Perform a test call by pressing and holding the emergency button until it vibrates. After a short pause you will speak with an emergency services representative.

CONFIRMING BATTERY STATUS

STEP 1: Place your device in the charging base until it announces **“Charging”**.

STEP 2: Remove it from the base and press the battery test button.

STEP 3: Your device will announce **“Battery Low”** or **“Battery Okay”**.

Fall Detection Settings

CHANGE FALL DETECTION SETTINGS

To adjust your fall detection settings contact us at [1 \(800\) 519-2419](tel:18005192419).

FALL DETECTION ENABLED

- Emergency services will be called up to 6 seconds after the button is pressed and the alert is not cancelled.
-

FALL DETECTION DISABLED

- Emergency services will be called up to 30 seconds after the button is pressed and the alert is not cancelled.

Customer Support

CONTACT US VIA PHONE, EMAIL OR ONLINE

To change device settings Customer Support must be contacted.

- Call: 1 (800) 519-2419
 - Email: info@logicmark.com
 - Go to: <https://www.logicmark.com/customer-support/>
-

WARRANTY INFORMATION

To register your FREE 1-year limited warranty, go to:

- <https://www.logicmark.com/warranty-manuals/>
-

DISCLAIMERS

Privacy Policy:

- <https://www.logicmark.com/privacy-policy/>

Terms and Conditions:

- <https://www.logicmark.com/terms/>

Tips and Reminders

- It is essential to test your Freedom Alert Mini every month to ensure that it is functioning properly.
- Your Freedom Alert Mini has fall detection included as a feature. No fall detection device can detect 100% of falls. You should always push the emergency button to call for help whenever possible.
- Your Freedom Alert Mini is water resistant, to the IP67 standard. However, it should never be fully submerged in water.

Important Product Information

MANUFACTURER RECOMMENDATIONS

- Device user must have the accompanying app and a smartphone to utilize this device.

FCC INFORMATION, FCC ID: ZKQ-PT102A AND CONTAINS FCC ID: UDV-201606

§ 15.19 Labelling requirements. This device complies with part 15 of the FCC Rules. Operation is subject to the following two conditions: (1) This device may not cause harmful interference, and(2) this device must accept any interference received, including interference that may cause undesired operation.

§ 15.21 Information to user. Any Changes or modifications not expressly approved by the party responsible for compliance could void the user's authority to operate the equipment.

§ 15.105 Information to the user. Note: This equipment has been tested and found to comply with the limits for a ClassB digital device, pursuant to part 15 of the FCC Rules. These limits are designed to provide reasonable protection against harmful interference in a residential installation. This equipment generates, uses and can radiate radio frequency energy and, if not installed and used in accordance with the instructions, may cause harmful interference to radio communications. However, there is no guarantee that interference will not occur in a particular installation. If this equipment does cause harmful interference to radio or television reception, which can be determined by turning the equipment off and on, the user is encouraged to try to correct the interference by one or more of the following measures: -Reorient or relocate the receiving antenna. -Increase the separation between the equipment and receiver. -Connect the equipment into an outlet on a circuit different from that to which the receiver is connected. -Consult the dealer or an experienced radio/TV technician for help. This equipment complies with FCC radiation exposure limits set forth for an uncontrolled environment. This equipment should be installed and operated with minimum distance 20cm between the radiator & your body.

IC Warning: This device complies with Industry Canada license-exempt RSS standard(s). Operation is subject to the following two conditions: (1) this device may not cause interference, (2) this device must accept any interference, including interference that may cause undesired operation of the device. Le présent appareil est conforme aux CNR d'Industrie Canada applicables aux appareils radio exempts de licence. L'exploitation est autorisée aux deux conditions suivantes : (1) l'appareil ne doit pas produire de brouillage, et (2) l'utilisateur de l'appareil doit accepter tout brouillage radioélectrique subi, même si le brouillage est susceptible d'en compromettre le fonctionnement.



Freedom Alert Mini

Connected. Safe.
Independent.



Copyright © 2024 LogicMark, Inc.

